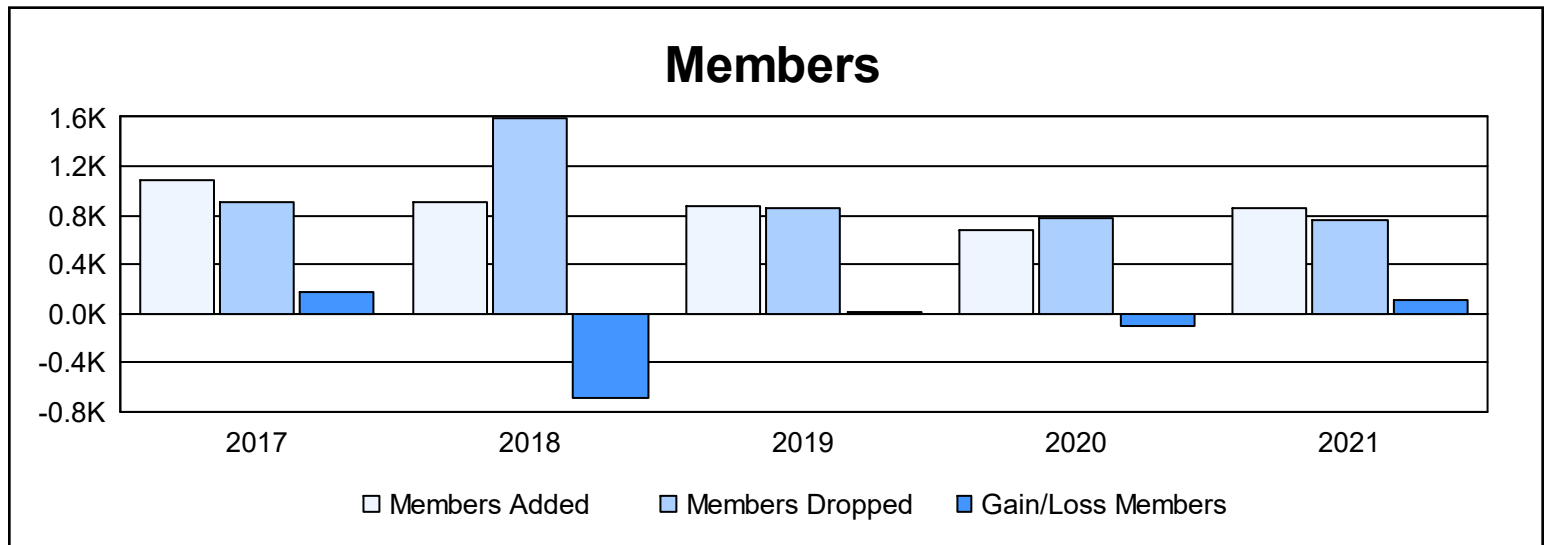
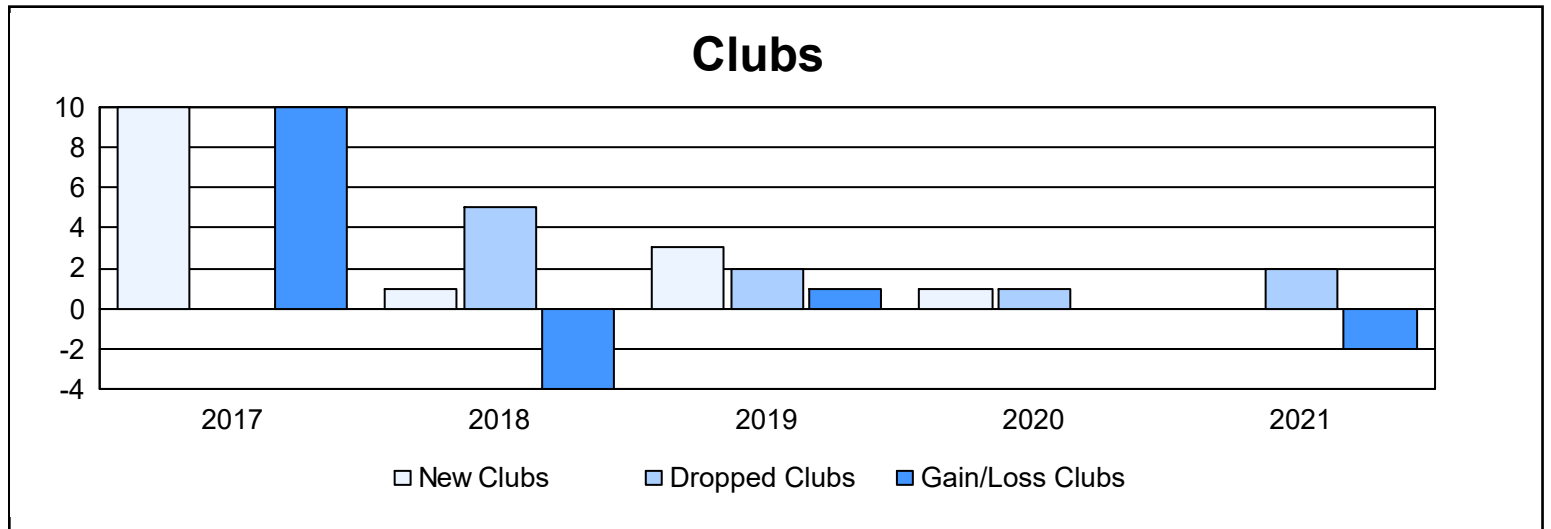
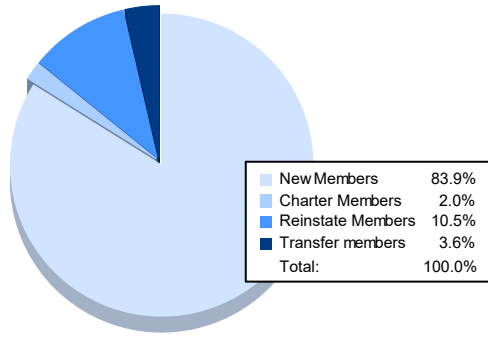


Year	New Clubs	Dropped Clubs	Gain/ Loss Clubs	New Members	Charter Members	Reinstate Members	Transfer Members	Total Member Added	Total Members Dropped	Gain/ Loss Members
2016-2017	10	0	10	674	331	61	14	1,080	910	170
2017-2018	1	5	-4	718	61	102	18	899	1,592	-693
2018-2019	3	2	1	641	125	76	33	875	858	17
2019-2020	1	1	0	562	38	65	8	673	776	-103
2020-2021	0	2	-2	720	17	90	31	858	753	105
<b>Average</b>	<b>3</b>	<b>2</b>	<b>1</b>	<b>663</b>	<b>114</b>	<b>79</b>	<b>21</b>	<b>877</b>	<b>978</b>	<b>-101</b>



### Membership Composition June 2021 Cumulative



### Gender Composition June 2021 Cumulative

